

29 mm (1.13") photomultiplier

9124B series data sheet

1 description

The 9124B is a 29 mm (1.13") diameter, end window photomultiplier with enhanced green sensitive bialkali photocathode and 11 high gain, high stability, SbCs dynodes of linear focused design. The 9124QB is a variant for applications requiring uv sensitivity.

2 applications

- wide range of applications
- x-ray & gamma-ray spectroscopy
- photon counting of bio- and chemi-luminescent samples

3 features

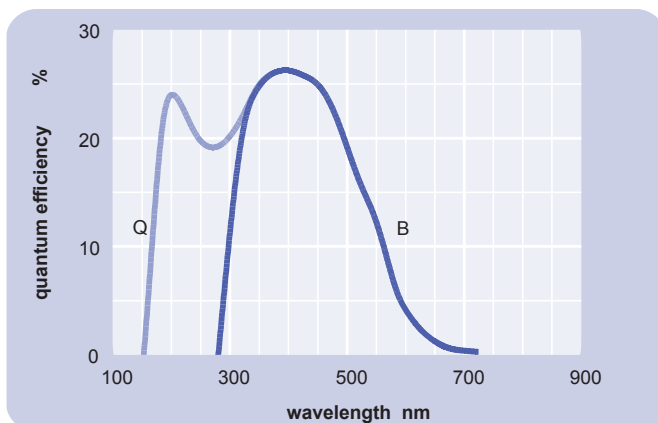
- high gain
- high pulsed linearity
- good SER
- good pulse height resolution

4 window characteristics

	9124B borosilicate	9124QB* fused silica
spectral range**(nm)	280 - 680	160 - 680
refractive index (n _d)	1.49	1.46
K (ppm)	300	<10
Th (ppb)	250	<10
U (ppb)	100	<10

* note that the sidewall of the envelope contains graded seals of high K content
** wavelength range over which quantum efficiency exceeds 1 % of peak

5 typical spectral response curves

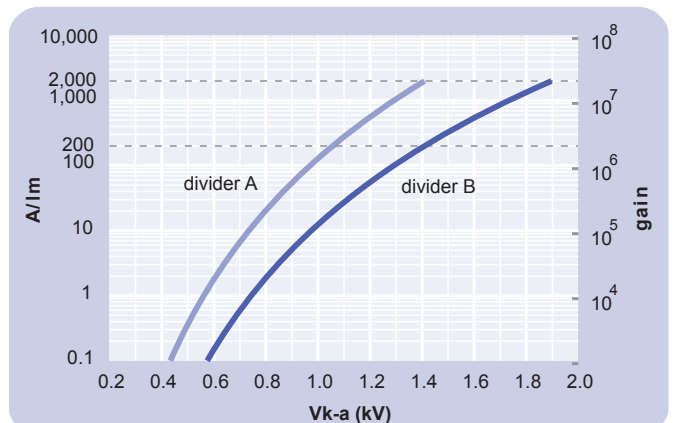


6 characteristics

	unit	min	typ	max
photocathode: bialkali				
active diameter	mm		25	
quantum efficiency at peak	%		26	
luminous sensitivity	μA/lm		90	
with CB filter		7	11	
with CR filter			5	
dynodes: 11LFSbCs				
anode sensitivity in divider A:				
nominal anode sensitivity	A/lm		200	
max. rated anode sensitivity	A/lm		2000	
overall V for nominal A/lm	V		1050	1300
overall V for max. rated A/lm	V		1400	
gain at nominal A/lm	x 10 ⁶		2	
dark current at 20 °C:				
dc at nominal A/lm	nA		0.3	5
dc at max. rated A/lm	nA		3	
dark count rate	s ⁻¹		200	
afterpulse rate:				
afterpulse time window	μs	0.1	1	6.4
pulsed linearity (-5% deviation):				
divider A	mA		25	
divider B	mA		100	
pulse height resolution:				
single electron peak to valley	ratio		1.7	
¹³⁷ Cs with 1" x 1" NaI(Tl)			7.5	
rate effect (I_a for Δg/g=1%):	μA		20	
magnetic field sensitivity:				
the field for which the output decreases by 50 %				
most sensitive direction	T x 10 ⁻⁴		2	
temperature coefficient:	% °C ⁻¹		± 0.5	
timing:				
single electron rise time	ns		3	
single electron (fwhm)	ns		5	
single electron jitter (fwhm)	ns		4	
transit time	ns		33	
weight:	g		50	
maximum ratings:				
anode current	μA			100
cathode current	nA			100
gain	x 10 ⁶			22
sensitivity	A/lm			2000
temperature	°C	-30		60
V (k-a) ⁽¹⁾	V			2000
V (k-d1)	V			300
V (d-d) ⁽²⁾	V			300
ambient pressure (absolute)	kPa			202

⁽¹⁾ subject to not exceeding max. rated sensitivity ⁽²⁾ subject to not exceeding max rated V(k-a)

7 typical voltage gain characteristics

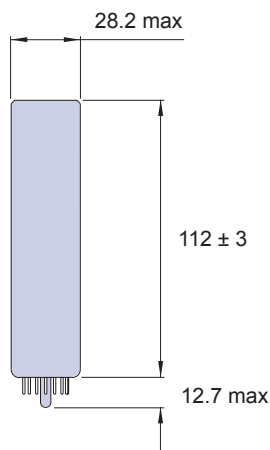


8 voltage divider distribution

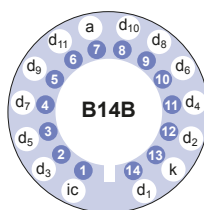
	k	d ₁	d ₂	d ₈	d ₉	d ₁₀	d ₁₁	a	
A	2R	R	R	R	R	R	R		Standard
B	2R	R	R	2R	3R	4R	3R		High Pulsed Linearity

Characteristics contained in this data sheet refer to divider A unless stated otherwise.

9 external dimensions mm



10 base configuration (viewed from below)



'ic' indicates an internal connection

Our range of B14B sockets, available for this series, includes versions with or without a mounting flange, and versions with contacts for mounting directly onto printed circuit boards.

11 ordering information

The 9124B meets the specification given in this data sheet. You may order **variants** by adding a suffix to the type number. You may also order **options** by adding a suffix to the type number. You may order product with **specification options** by discussing your requirements with us. If your selection option is for one-off order, then the product will be referred to as 9124A. For a repeat order, ET Enterprises will give the product a two digit suffix after the letter B, for example B21. This identifies your specific requirement.

9124

window variants

Q fused silica

options

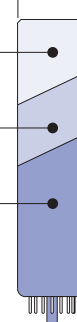
E electrostatic shielding
see drawing below
S electromagnetic shielding
see drawing below
M supplied with spectral response calibration

specification options

B as given in data sheet
A single order to selected specification
Bnn repeat order to selected specification

29 max with electrostatic shielding 29.3 max with electromagnetic shielding

conductive coating (for E option)
mumetal* shield (for S option)
insulating sleeve (for E & S options)



12 voltage dividers

The standard voltage dividers available for this pmt are tabulated below:

	k	d ₁	d ₂	d ₇	d ₈	d ₉	d ₁₀	d ₁₁	a
C637A	2R	R	R	R	R	R	R		
C637B	2R	R	R	2R	3R	4R	3R		
C637C	150 V	R	R	R	R	R	R		

R = 330k Ω

*mumetal is a registered trademark of Magnetic Shield Corporation

ET Enterprises Limited
45 Riverside Way
Uxbridge UB8 2YF
United Kingdom
tel: +44 (0) 1895 200880
fax: +44 (0) 1895 270873
e-mail: sales@et-enterprises.com
web site: www.et-enterprises.com

ADIT Electron Tubes
300 Crane Street
Sweetwater TX 79556 USA
tel: (325) 235 1418
toll free: (800) 399 4557
fax: (325) 235 2872
e-mail: sales@electrontubes.com
web site: www.electrontubes.com

choose accessories for this pmt on our website

an ISO 9001 registered company

The company reserves the right to modify these designs and specifications without notice. Developmental devices are intended for evaluation and no obligation is assumed for future manufacture. While every effort is made to ensure accuracy of published information the company cannot be held responsible for errors or consequences arising therefrom.



© ET Enterprises Ltd, 2010
DS_9124B Issue 7 (23/08/10)